

Grade 1 Writing


The Tale of Peter Rabbit

Rabbit

Worksheets

NAME: _____


Story Elements




Think back to *The Tale of Peter Rabbit* - re-read the story if you need to - and answer the questions below.

NAME: _____

My Favorite Character




Think back to *The Tale of Peter Rabbit* - re-read the story if you need to - and finish the statements below.



MY FAVORITE CHARACTER

My favorite character in the story was _____


This was my favorite character because _____




WRITING - THE TALE OF PETER RABBIT WORKSHEETS

NAME: _____

My Favorite Setting





Think back to *The Tale of Peter Rabbit* - re-read the story if you need to - and finish the statements below.



MY FAVORITE SETTING

My favorite setting in the story was _____

This was my favorite setting because _____



WRITING - THE TALE OF PETER RABBIT WORKSHEETS

KIDSKONNECT.COM

Free Sample

Thank you so much for downloading the sample resource.

We hope it has been useful for you in the classroom and that your students enjoy the activities.

KidsKonnnect is a very small family run business and we are proud that we can offer education to over 40 countries globally. The more support we have from our [Premium members](#) the more resources we can release.

If you want the more comprehensive and detailed worksheet collection then please [upgrade](#) to our Premium plan and support our quest to make education affordable for all.

Don't forget to [come back](#) and download the new material we add every week!

Thanks for supporting KidsKonnnect. We can provide teachers with low-cost, high-quality teaching resources because of our loyal subscribers and hope to serve you for many years to come.

- The Entire KidsKonnnect Team :)

The Tale of Peter Rabbit by Beatrix Potter

CORE STANDARDS IN THIS DOCUMENT:

Text Types and Purposes:

CCSS.ELA-LITERACY.W.1.1

- Write opinion pieces in which they introduce the topic or name the book they are writing about, state an opinion, supply a reason for the opinion, and provide some sense of closure.

CCSS.ELA-LITERACY.W.1.2

- Write informative/explanatory texts in which they name a topic, supply some facts about the topic, and provide some sense of closure.

CCSS.ELA-LITERACY.W.1.3

- Write narratives in which they recount two or more appropriately sequenced events, include some details regarding what happened, use temporal words to signal event order, and provide some sense of closure.

Production and Distribution of Writing:

CCSS.ELA-LITERACY.W.1.4

- (W.1.4 begins in grade 3)

CCSS.ELA-LITERACY.W.1.5

- With guidance and support from adults, focus on a topic, respond to questions and suggestions from peers, and add details to strengthen writing as needed.



The Tale of Peter Rabbit by Beatrix Potter

CORE STANDARDS IN THIS DOCUMENT (continued):

Production and Distribution of Writing (continued):

CCSS.ELA-LITERACY.W.1.6

- With guidance and support from adults, use a variety of digital tools to produce and publish writing, including in collaboration with peers.

Research to Build and Present Knowledge:

CCSS.ELA-LITERACY.W.1.7

- Participate in shared research and writing projects (e.g., explore a number of "how-to" books on a given topic and use them to write a sequence of instructions).

CCSS.ELA-LITERACY.W.1.8

- With guidance and support from adults, recall information from experiences or gather information from provided sources to answer a question.

CCSS.ELA-LITERACY.W.1.9

- (W.1.9 begins in grade 4)

Range of Writing:

CCSS.ELA-LITERACY.W.1.10

- (W.1.10 begins in grade 3)



The Tale of Peter Rabbit Lesson Plan

Teacher:	Subject: ELA	Lesson: Writing
Title: <i>The Tale of Peter Rabbit</i>	Grade: 1	Date:

Materials Needed:	Objectives:
KidsKonnnect <u>Grade 1 Writing: <i>The Tale of Peter Rabbit</i></u> pack, printer, paper, pens, highlighter, pencils, scissors, glue, YouTube	At the end of the lesson students will be able to write about the characters, events, and lessons in the <i>Tale of Peter Rabbit</i> .

Previous knowledge required:

Grade-level writing skills, the ability to discuss words, sentences, basic grammar, and the ability to translate their words into short, basic sentences.

Lesson delivery & discussion

Warm up: Review the *Tale of Peter Rabbit* and discuss (10 minutes):

https://www.youtube.com/watch?time_continue=2&v=EuTIQCGxE5Y&feature=emb_logo

Introduction: Go through the *Tale of Peter Rabbit* using the KidsKonnnect pack. Discuss as you go along. (30 minutes).

Activities & assessment:


Work through selected KidsKonnnect Peter Rabbit activities and go through the answers after each activity (1hr+).

Enrichment: Students choose between the following: <ul style="list-style-type: none">• Writing a letter to Peter Rabbit• Composing a cooperative short story (on an e-Learning platform)• How to Grow a Garden	Review: Ask students to recap the story, what they've learned about the story, what they found interesting, etc. Prompt students to review their own work in terms of spelling, punctuation, and clarity of ideas.
--	--

Notes:



The Tale of Peter Rabbit by Beatrix Potter



THE STORY

- *The Tale of Peter Rabbit* was written and illustrated by Beatrix Potter in 1902.
 - Beatrix Potter was a British author, and wrote the book for children.
 - *The Tale of Peter Rabbit* has sold 45 million copies worldwide, and has been translated into 36 different languages.
 - *The Tale of Peter Rabbit* tells the story of Peter, a rabbit who gets himself into a dangerous situation!
-
- Peter Rabbit, his mother, and his three sisters (named Flopsy, Mopsy, and Cottontail) all live under a fir tree in the forest.
 - One day, Peter decides to explore the baker's house; his mother warns him not to go through Mr. McGregor's garden because their father once had an "accident" and ended up in a pie.
 - Despite his mother's warning, Peter ends up in Mr. McGregor's garden and starts eating the vegetables he finds there.
 - Meanwhile, his mother and siblings go up the lane to pick blackberries.
 - Mr. McGregor spots Peter near the cucumbers and chases Peter all over the garden; Peter loses his shoes and blue jacket in the pursuit.
 - Once he locates the gate, Peter is then able to escape.
 - As he is returning home, he reflects on his mishap, feeling frightened about the ordeal.
 - Once he returns home, his mother, Mrs. Rabbit, gives Peter some chamomile tea, and offers his siblings a supper of bread, milk, and blackberries for their good behaviour.



NAME: _____

Story Elements



Think back to *The Tale of Peter Rabbit* - re-read the story if you need to - and answer the questions below.

Book Title: _____

Name 2 main characters:

1. _____

2. _____

What was the problem in the story?

Who was involved in the problem?



NAME: _____

Story Elements



Think back to *The Tale of Peter Rabbit* - re-read the story if you need to - and answer the questions below.

What were the names of Peter Rabbit's siblings?

What was Peter supposed to be doing with his siblings while mom was at the baker's?

Where did Mrs. Rabbit tell her children not to go?

Who, according to Mrs. Rabbit, had a bad encounter with Mr. McGregor?

What did Mrs. Rabbit buy when she was out?



Copyright Notice

This resource is licensed under the [Creative Commons Attribution-NonCommercial 4.0](https://creativecommons.org/licenses/by-nc/4.0/) International license.

You are free to:

- **Share** — copy and redistribute the material in any medium or format
- **Adapt** — remix, transform, and build upon the material

Under the following terms:

- **Attribution** — You must give appropriate credit, provide a link to the license, and indicate if changes were made. You may do so in any reasonable manner, but not in any way that suggests the licensor endorses you or your use.
- **NonCommercial** — You may not use the material for commercial purposes.

For more information on this license, visit the following link:

<http://creativecommons.org/licenses/by-nc/4.0/>

Where possible, free-use images are sourced from online repositories such as Wikipedia and Wikimedia Commons. References and sources for images are provided in the speaker notes section of this document.

Thank you!

